

NOTES: UNLESS OTHERWISE SPECIFIED

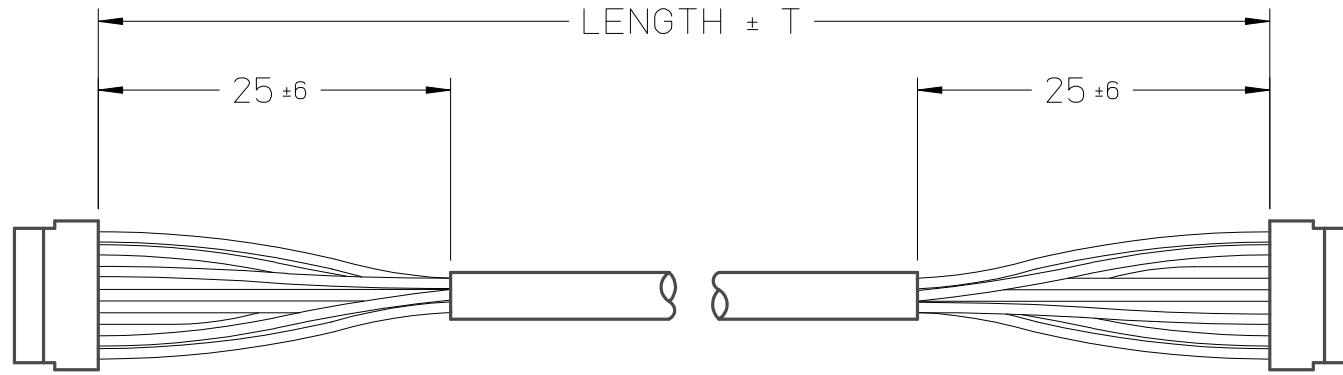
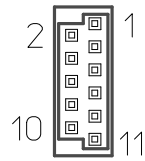
1. PART # 388703 SERIES, SEE TABLES 1 & 2.

TABLE 1	
PART #	LENGTH
388703-02	1000 (1M)
388703-03	2000 (2M)

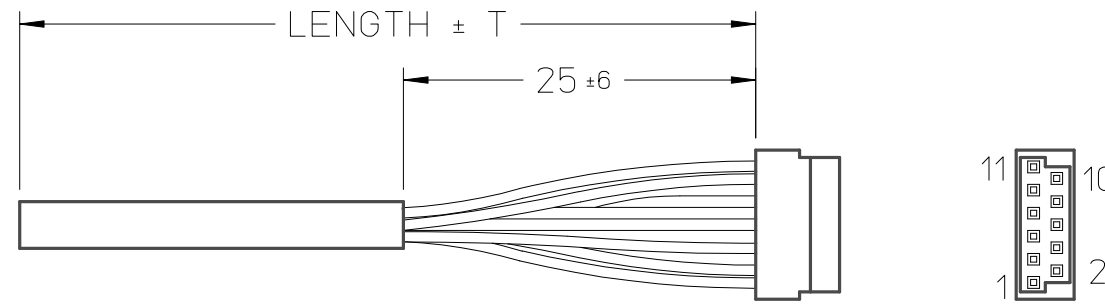
TABLE 2	
PART #	LENGTH
388703-01	500 (0.5M)
388703-04	1000 (1M)

TERMINATION		
PIN NO.	COLOR	FUNCTION
1	GRN	CH U
2	BRN	CH V
3	VIO	CH W
4	YEL	CH A
5	YEL/WHT	CH A-
6	BLU	CH B
7	BLU/WHT	CH B-
8	ORN	INDEX
9	ORN/WHT	INDEX-
10	RED	+Vcc
11	BLK	GND

LENGTH TOLERANCES	
LENGTH	T
475-900	± 25
925-1800	± 75
1825- UP	± 100



DUAL CONNECTOR CABLE
SEE TABLE 1



SINGLE CONNECTOR CABLE
SEE TABLE 2

RELEASE # 02841	TEXT Initial release	RENCO ENCODERS INC. 26 COROMAR DR. GOLETA, CA. 93117						
This document is the property of Renco Encoders Inc. and is submitted in confidence. Disclosure, reproduction or publication without written authorization is prohibited.	DRAWN Cepeda 02/24/09			TITLE				
	APPV'D	Connecting cable, R22i, LD/V0, web print						
MAT'L	FINISH	TOLERANCES UNLESS OTHERWISE SPECIFIED ALL DIMENSIONS ARE IN MILLIMETERS	SIZE B	FSCM NO. 34479	DWG NO. 681040-00-A-01	VER	REV	SHT
THIRD ANGLE PROJECTION			SCALE NONE	THIS DWG PREPARED IN ACCORDANCE WITH: ASME Y14.5M -1994	PAGE 1 OF 1			